

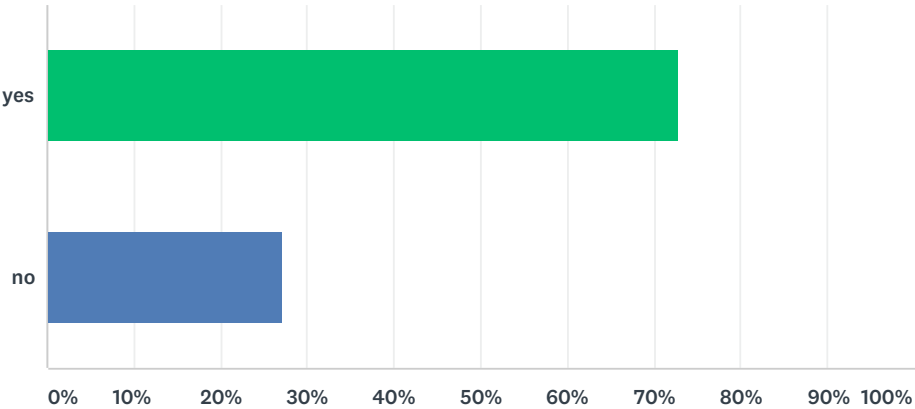
## Q1 In which country do you work ?

Answered: 11 Skipped: 0

#	RESPONSES	DATE
1	Slovenia	9/5/2017 4:48 PM
2	Switzerland	9/4/2017 7:19 PM
3	Slovakia	8/2/2017 3:17 PM
4	Lithuania	7/19/2017 9:38 PM
5	ISRAEL	7/19/2017 8:57 PM
6	Italy	7/19/2017 8:44 PM
7	Austria	6/29/2017 6:42 PM
8	Hungary	6/26/2017 2:14 PM
9	SPAIN	6/23/2017 7:44 PM
10	FRANCE	6/22/2017 3:32 PM
11	Germany	6/21/2017 11:34 AM

Q2 Are there clinical guidelines for early diagnosis of DDH-CDH in your country?

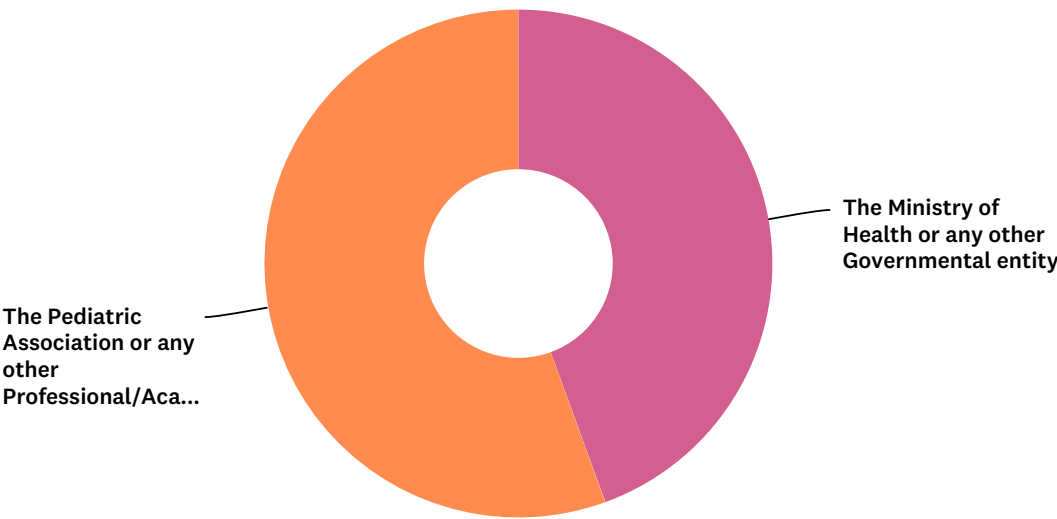
Answered: 11 Skipped: 0



ANSWER CHOICES	RESPONSES	
yes	72.73%	8
no	27.27%	3
TOTAL		11

Q3 If you answered "yes": who published these guidelines

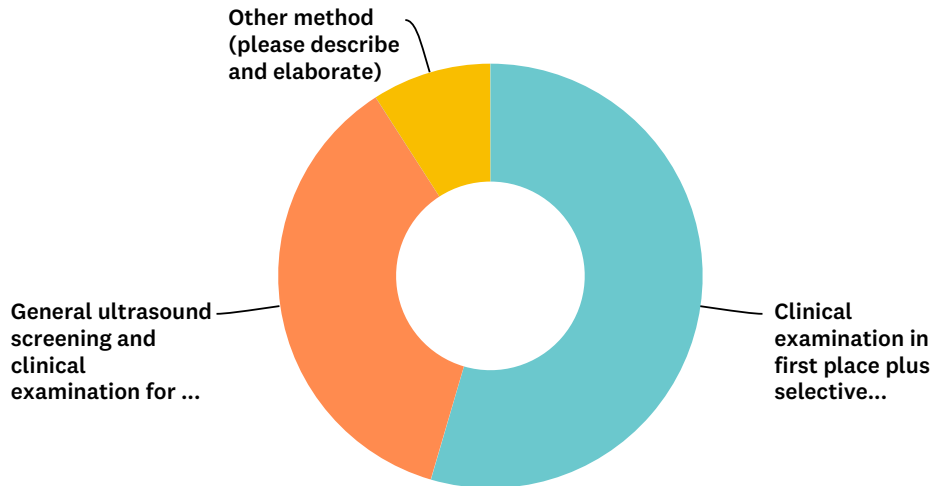
Answered: 9   Skipped: 2



ANSWER CHOICES	RESPONSES	
The Ministry of Health or any other Governmental entity	44.44%	4
The Pediatric Association or any other Professional/Academic body	55.56%	5
TOTAL		9

## Q4 Which sequential methods and techniques are used for screening and early diagnosis of DDH-CDH?

Answered: 11 Skipped: 0

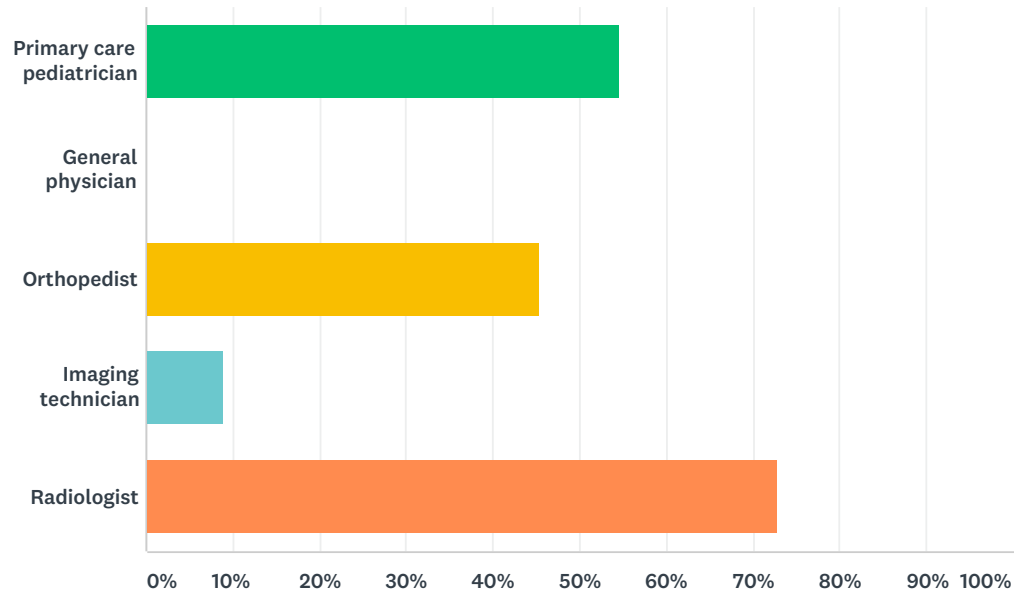


ANSWER CHOICES	RESPONSES	
Clinical examination in first place plus selective ultrasound screening for children with risk factors or clinical abnormalities	54.55%	6
General ultrasound screening and clinical examination for all children	36.36%	4
Clinical examination in first place plus selective x-ray for children with risk factors or clinical abnormalities	0.00%	0
Other method (please describe and elaborate)	9.09%	1
<b>TOTAL</b>		<b>11</b>

#	OTHER METHOD (PLEASE DESCRIBE AND ELABORATE)	DATE
1	general ultrasound screening after birth and some weeks later is from the goverment during first month child passport-- mandatory	6/29/2017 6:42 PM

Q5 If imaging (ultrasound or x-ray) is used for the diagnosis, who performs the procedure and diagnosis)?

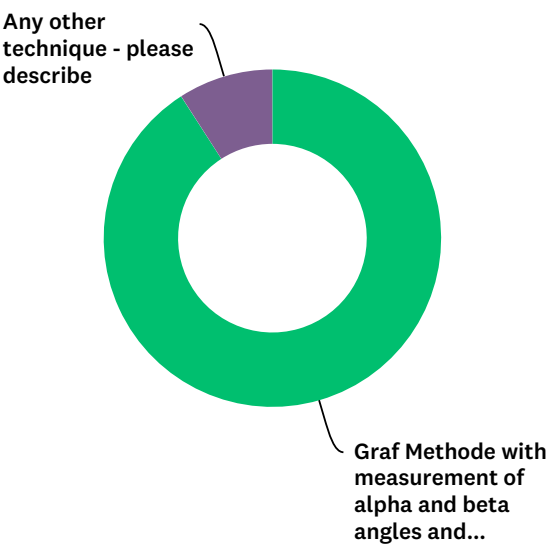
Answered: 11 Skipped: 0



ANSWER CHOICES	RESPONSES	
Primary care pediatrician	54.55%	6
General physician	0.00%	0
Orthopedist	45.45%	5
Imaging technician	9.09%	1
Radiologist	72.73%	8
Total Respondents: 11		

Q6 Please specify the techniques of ultrasound screening accepted in your country

Answered: 11 Skipped: 0

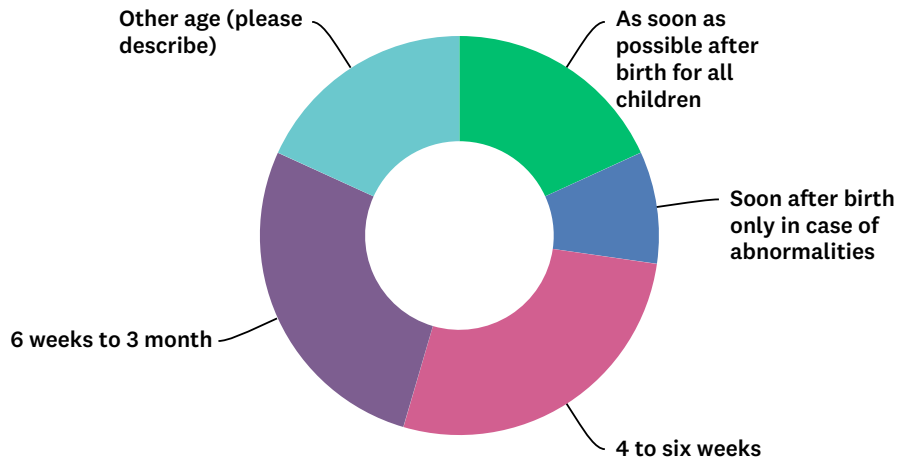


ANSWER CHOICES		RESPONSES	
Graf Methode with measurement of alpha and beta angles and classification of hip with mandatory procedure for quality assurance of ultrasound images		90.91%	10
Any other technique - please describe		9.09%	1
TOTAL			11

#	ANY OTHER TECHNIQUE - PLEASE DESCRIBE	DATE
1	LOCAL TECHNIQUE NON REPRODUCTIBLE	6/22/2017 3:32 PM

## Q7 At what age is the screening and preventive diagnosis of DDH done?

Answered: 11 Skipped: 0

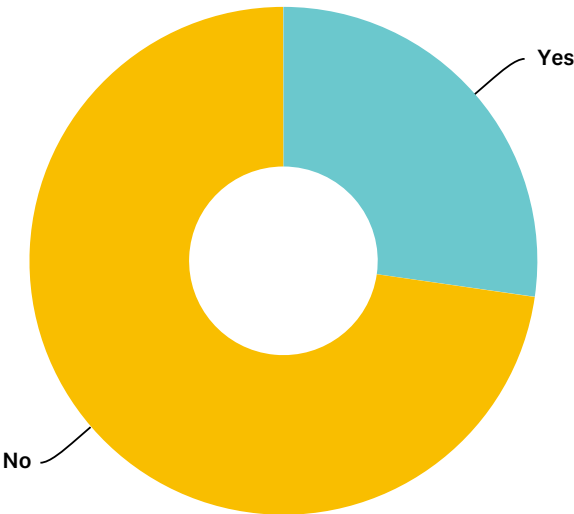


ANSWER CHOICES		RESPONSES	
As soon as possible after birth for all children		18.18%	2
Soon after birth only in case of abnormalities		9.09%	1
4 to six weeks		27.27%	3
6 weeks to 3 month		27.27%	3
Other age (please describe)		18.18%	2
TOTAL			11

#	OTHER AGE (PLEASE DESCRIBE)	DATE
1	4 weeks	8/2/2017 3:17 PM
2	and some weeks later	6/29/2017 6:42 PM

Q8 Is there published evidence in your country that the prevalent technique is beneficial for the early detection of DDH and prevention of surgery?

Answered: 11    Skipped: 0



ANSWER CHOICES		RESPONSES	
Yes		27.27%	3
No		72.73%	8
TOTAL			11